












Stroke	Writing Rule	Name in Pinyin	Example
	A simple dot	diǎn	主
	Horizontal stroke, left to right	héng	王
	Vertical stroke, top to bottom	shù	十
	Diagonal stroke, falling from right to left	piě	人
	Horizontal stroke, falling from left to right	nà	友
	Diagonal stroke, rising from left to right	tí	地
	Horizontal stroke with a hook	héng gōu	买

	<p>Vertical stroke with a hook</p>	<p>shù gōu</p>	<p>小</p>
	<p>Slant stroke with a hook</p>	<p>xié gōu</p>	<p>我</p>
	<p>Horizontal stroke with a vertical turn</p>	<p>héng zhé</p>	<p>國</p>
	<p>Vertical stroke with a horizontal turn to the right</p>	<p>shù zhé</p>	<p>它</p>